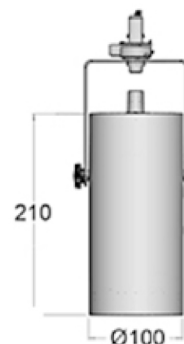


# CENTI SERIES - SPOTS

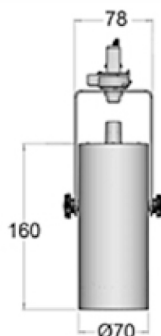
CENTI GUI10



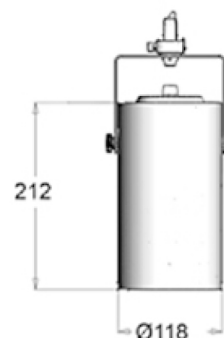
CENTI SLE30



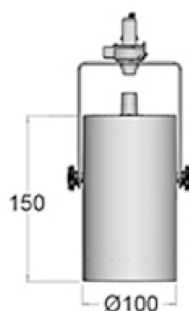
CENTI PAR-20



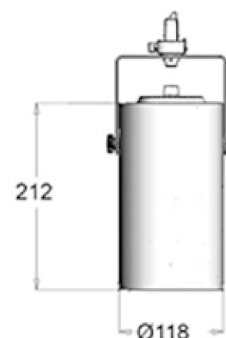
CENTI COB 25



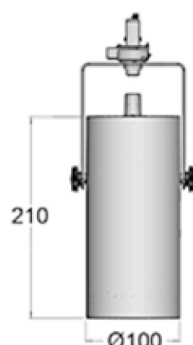
CENTI PAR-30S



CENTI COB 32



CENTI PAR-30L



SWEDLITE

LJUSDESIGN

OFFICE VXL +46 8 755 01 60  
Nytörpsvägen 20A  
SE-183 53 Täby, Sweden  
[www.swedlite.se](http://www.swedlite.se)

# CENTI - GU10

## LED SPOT 3 PHASE



Chassi i aluminium.

Ställbar 90°.

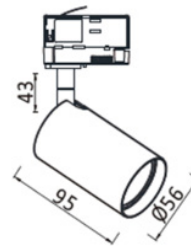
Vridbar 360°.

Chassi in aluminum.

Adjustable 90°.

Turnable 360°.

Diameter	56 mm
Height	43 mm
Length	95 mm
Power	230 V 50 Hz
Light Source	LED
Socket	GU10
Colours	White/Black
Option	Honeycomb Louvre



ART	NAME	COLOUR
74-ST-A225-0001	CENTI GU10	White
74-ST-A225-0002	CENTI GU10	Black

### NOTES

---

---

---

---

---

---

---

# SWEDLITE

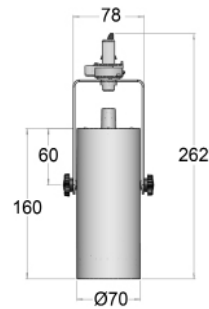
# CENTI PAR-20

Powered by Soraa



CENTI PAR-20 is powered with Soraa PAR 20. The result is directional light with near perfect light distribution, exquisitely uniform color and smooth, artifact free transitions. Beam angle range is from narrow spot to flood, combined with Soraa Snap System accessories.

Diameter	70 mm
Length	160 mm
Kelvin	2700 / 3000
Lumen	500 / 540
Cri	95
Light Source	Soraa PAR20, 11W
Beam	9° (compatible with snap System)
Snap System	17°, 25°, 36°, 60° 10°x 60°, 10°x 25°, 10°x 36° 25°x 25°, 36°x 36°
Colours	White/Black



ART	NAME	SOURCE	KELVIN	WATT	COLOUR
74-ST-A273-0001	CENTI PAR20	Soraa	2700K	11W	White
74-ST-A273-0002	CENTI PAR20	Soraa	2700K	11W	Black
74-ST-A273-0021	CENTI PAR20	Soraa	3000K	11W	White
74-ST-A273-0022	CENTI PAR20	Soraa	3000K	11W	Black

## NOTES

---

---

---

---

# SWEDLITE

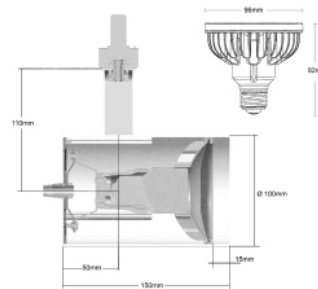
# CENTI PAR-30S

Powered by Soraa



CENTI PAR-30S is powered with Soraa PAR 30S. The result is directional light with near perfect light distribution, exquisitely uniform color and smooth, artifact free transitions. Beam angle range is from narrow spot to flood, combined with Soraa Snap System accessories.

Diameter	100 mm
Lenght	150 mm
Kelvin	2700 / 3000 / 4000
Cri	95
Light Source	Soraa PAR30S, 18,5W
Beam	9° (compatible with snap System)
Snap System	17°, 25°, 36°, 60° 10°x 60°, 10°x 25°, 10°x 36° 25°x 25°, 36°x 36° 40° Cutoff Louver
Colours	White/Black
Optional	Barn-Doors



ART	NAME	SOURCE	KELVIN	WATT	COLOUR
74--ST-A272-0021	CENTI PAR30S	Soraa	2700K	18,5W	White
74--ST-A272-0022	CENTI PAR30S	Soraa	2700K	18,5W	Black
74--ST-A272-0001	CENTI PAR30S	Soraa	3000K	18,5W	White
74--ST-A272-0002	CENTI PAR30S	Soraa	3000K	18,5W	Black
74--ST-A272-0041	CENTI PAR30S	Soraa	4000K	18,5W	White
74--ST-A272-0042	CENTI PAR30S	Soraa	4000K	18,5W	Black
74-A-0008	Barn-Doors				

## NOTES

# SWEDLITE

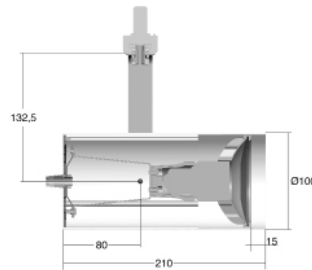
# CENTI PAR-30L

Powered by Soraa



CENTI PAR-30L is powered with Soraa PAR 30. The result is directional light with near perfect light distribution, exquisitely uniform color and smooth, artifact free transitions. Beam angle range is from narrow spot to flood, combined with Soraa Snap System accessories.

Diameter	100 mm
Length	210 mm
Lumen	930 / 1000
Kelvin	2700K / 3000K
Cri	95
Power	18,5W
Light Source	SORAA PAR30 LED
Beam angle	9° / 25° / 36° / 60° 10° - 25° / 10°-36° (Oval)
Colours	White/Black



ART	NAME	SOURCE	KELVIN	WATT	COLOUR
74-ST-A27I-0001	CENTI PAR <sub>30</sub> L	Soraa	2700K	11W	White
74-ST-A27I-0002	CENTI PAR <sub>30</sub> L	Soraa	2700K	11W	Black
74-ST-A27I-0021	CENTI PAR <sub>30</sub> L	Soraa	2700K	11W	White
74-ST-A27I-0022	CENTI PAR <sub>30</sub> L	Soraa	2700K	11W	Black

## NOTES

# SWEDLITE

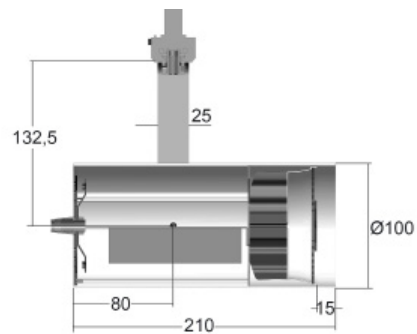
# CENTI SLE30

Powered by **SORAA**



CENTI is powered with **Soraa Optical Light Engine SLE-30**. The result is directional light with near perfect light distribution, exquisitely uniform color and smooth, artifact free transitions. Beam angle range is from narrow spot to flood, combined with Soraa Snap System accessories.

Length	210 mmm
Diameter	100 mmm
Lumen	950 / 1000 / 1050 lm
Kelvin	2700K / 3000K / 4000K
Cri	95
Nominal Power	16,1
Dimming	Dali
Light Source	SORAA LED
Beam angle	9° / 25° / 36° / 60° / 36°+36°(Square) 10° - 60° (Oval) / 10°-36°(Oval)
Colours	White/Black
Option	Barn Door / Honeycomb Louvre



ART	NAME	SOURCE	KELVIN	WATT	COLOUR
74-ST-A248-0201	CENTI	SORAA LED	2700K	17W	White
74-ST-A248-0202	CENTI	SORAA LED	2700K	17W	Black
74-ST-A248-0301	CENTI	SORAA LED	3000K	17W	White
74-ST-A248-0302	CENTI	SORAA LED	3000K	17W	Black
74-ST-A248-0401	CENTI	SORAA LED	3000K	17W	White
74-ST-A248-0402	CENTI	SORAA LED	3000K	17W	Black
74-A-0008	Barndoor				

## SWEDLITE

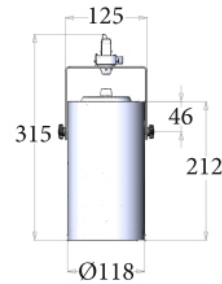
# CENTI COB 25



Chassi i formpressad aluminium försedd med bygel.  
Anodiserad reflektor i 99,98% aluminium. Ställbar  
90°. Vridbar 360°.

Aluminium die-casting housing with metal bracket.  
Anodized reflector in 99,98% aluminum. Adjustable  
90°. Turnable 360°.

Diameter	118 mm
Length	212 mm
Kelvin	3000 / 4000
Cri	90
Light Source	CREE, 25W
System Power	29W
Beam Angle	23° / 46°
Lumen	3400lm
Colours	White/Black
Optional	Dimmable: 1 - 10V, Dali, Triac Honeycomb Louvre



ART	NAME	SOURCE	KELVIN	BEAM	WATT	COLOUR
74-ST-A274-0301	CENTI COB 25	CREE	3000K	23°	25W	White
74-ST-A274-0302	CENTI COB 25	CREE	3000K	23°	25W	Black
74-ST-A274-0401	CENTI COB 25	CREE	4000K	23°	25W	White
74-ST-A274-0402	CENTI COB 25	CREE	4000K	23°	25W	Black
74-ST-A274-0341	CENTI COB 25	CREE	3000K	46°	25W	White
74-ST-A274-0342	CENTI COB 25	CREE	3000K	46°	25W	Black
74-ST-A274-0441	CENTI COB 25	CREE	4000K	46°	25W	White
74-ST-A274-0442	CENTI COB 25	CREE	4000K	46°	25W	Black
74-A-0007	HONEYCOMB					

## SWEDLITE

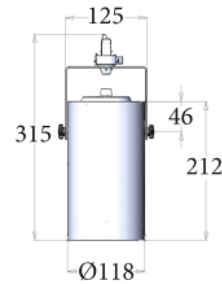
# CENTI COB 32



Chassi i formpressad aluminium försedd med bygel.  
Anodiserad reflektor i 99,98% aluminium. Ställbar  
90°. Vridbar 360°.

Aluminium die-casting housing with metal bracket.  
Anodized reflector in 99,98% aluminum. Adjustable  
90°. Turnable 360°.

Diameter	118 mm
Length	212 mm
Kelvin	3000 / 4000
Cri	90
Light Source	CREE, 32W
System Power	38W
Beam Angle	23° / 46°
Lumen	4200lm
Colours	White/Black
Optional	Dimmable: 1 - 10V, Dali, Triac Honeycomb Louvre



ART	NAME	SOURCE	KELVIN	BEAM	WATT	COLOUR
74-ST-A274-1301	CENTI COB 32	CREE	3000K	23°	32W	White
74-ST-A274-1302	CENTI COB 32	CREE	3000K	23°	32W	Black
74-ST-A274-1401	CENTI COB 32	CREE	4000K	23°	32W	White
74-ST-A274-1402	CENTI COB 32	CREE	4000K	23°	32W	Black
74-ST-A274-1341	CENTI COB 32	CREE	3000K	46°	32W	White
74-ST-A274-1342	CENTI COB 32	CREE	3000K	46°	32W	Black
74-ST-A274-1441	CENTI COB 32	CREE	4000K	46°	32W	White
74-ST-A274-1442	CENTI COB 32	CREE	4000K	46°	32W	Black
74-A-0077	HONEYCOMB					

# SWEDLITE